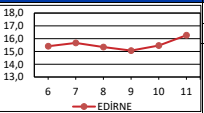
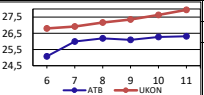
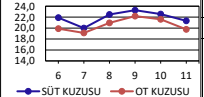
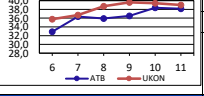
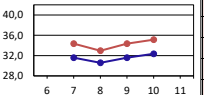
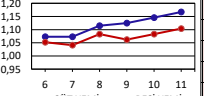
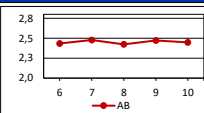
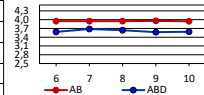
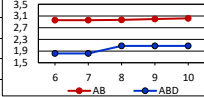
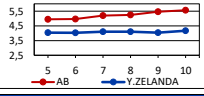
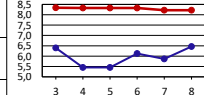


YURT İÇİ	12-18 Mart 2018			5-11 Mart 2018			% DEĞİŞİM HAFTALIK	13-19 Mart 2017			% DEĞİŞİM YILLIK	
	Miktar (kg)	TL/KG	€/KG	Miktar (kg)	TL/KG	€/KG		Miktar (kg)	TL/KG	€/KG		
CANLI DANA												
EDİRNE TİC. BOR.		42.998	16,26	3,42	16.895	15,46	3,28	▲ 5,2	-	-	3,63	12,7
DANA KARKAS												
ANKARA TİC. BOR.		81.314	26,32	5,53	9.611	26,27	5,58	▲ 0,2	6.165	25,33	6,37	3,9
ULUSAL KIR. ET KON.			27,95	5,87		27,63	5,87	▲ 1,1		25,69	6,46	8,8
CANLI KUZU												
OT KUZUSU (EDİRNE)		542	19,78	4,15	1.623	21,61	4,59	▼ -8,5	2.320	15,92	4,00	24,2
SÜT KUZUSU (EDİRNE)		8.804	21,34	4,48	5.943	22,57	4,79	▼ -5,4	4.277	16,09	4,04	32,7
KUZU KARKAS												
ANKARA TİC. BOR.		2.824	38,16	8,02	1.347	38,37	8,15	▼ -0,5	12.784	29,65	7,46	28,7
ULUSAL KIR. ET KON.			39,00	8,19		39,42	8,37	▼ -1,1		31,12	7,82	25,3
PERAKENDE FİYATLAR												
ESK KIYMA		28,75			28,75			■ 0,0	28,75			0,0
İSTANBUL KIYMA			34,15		32,36			▼ -100,0	37,07			-100,0
ANKARA KIYMA			31,00		34,54			▼ -1,1	34,12			0,1
ESK KUŞBAŞI			35,14		31,00			■ 0,0	31,00			0,0
İSTANBUL KUŞBAŞI			35,77		35,14			▼ -100,0	39,55			-100,0
ANKARA KUŞBAŞI			36,16		36,16			▼ -1,1	38,65			-7,4
YEM FİYATLARI												
BESİ YEMİ*		1,104			1,083			▲ 1,9	0,989			11,7
SÜT YEMİ*		1,167			1,146			▲ 1,8	1,020			14,4
YONCA		0,905			0,903			▲ 0,3	0,676			33,8
KORUNGA		0,861			0,860			▲ 0,1	0,516			66,8
SİLAJLIK MISIR		0,341			0,340			▲ 0,4	0,254			34,4
SAMAN		0,672			0,674			▼ -0,4	0,379			77,1
ARPA		0,928			0,924			▲ 0,4	0,901			2,9
YEMLİK BUĞDAY		0,908			0,915			▼ -0,8	0,872			4,1
MISIR		0,853			0,841			▲ 1,4	0,804			6,1
GİRDİ FİYATLARI												
MOTORİN-V/Max EuroProdelz 10 (TL/LT)		Şub.18	5,11		Oca.18	5,155		▼ -0,8	Şub.17	4,69		9,0
GÜBRE (DAP) (TL/kg)			1,68			1,68		■ 0,0	1,47			14,3
GÜBRE (ÜRE) (TL/kg)			1,26			1,26		▼ -0,4	1,19			5,5
TÜKETİCİ FİYATLARI												
DANA ETİ (KUŞBAŞI) TÜKETİCİ FİYATI		Şub.18	39,87		Oca.18	40,01		▼ -0,4	Şub.17	39,54		0,8
KUZU ETİ (BUT-KEMİKLİ PARÇA) TÜK. FİYATI			42,57			40,52		▲ 5,0	35,78			19,0
TCMB ORTALAMA DÖVİZ KURU		Şub.18			Oca.18				Şub.17			
€/TL			4,68			4,60		▲ 1,8	3,92			19,5

KAYNAKLAR: TİCARET BORSALARI, UKON, GKGM, BÜGEM, GTHB ANKARA İL MÜD., TARIM KREDİ KOOP. MER.BİRLİĞİ, TÜİK, TMO, PO
*Toplan satış fiyatlarına ambalaj gideri, bayi payı ve % 1 KDV eklenmiştir.

Piyasa İzleme ve Değerlendirme Dairesi Başkanlığı

KAYNAKLAR: BORD BIA, AVRUPA KOMİSYONU, USDA,AHDB

YURT DIŞI	05-11 Mart 2018		26 Şubat-04 Mart 2018		% DEĞİŞİM HAFTALIK	06-12 Mart 2017		% DEĞİŞİM YILLIK	
	€/KG	TL/KG	€/KG	TL/KG		€/KG	TL/KG		
BESİLİK DANA									
AB		2,45	11,53	2,47	11,64	▼ -1,0	2,43	9,54	0,8
FRANSA		2,68	12,62	2,67	12,58	▲ 0,4	2,62	10,30	2,3
ALMANYA		1,95	9,18	1,95	9,18	■ 0,0	1,79	7,04	8,9
B.KRALLIK		2,42	11,41	2,52	11,86	▼ -3,9	2,57	10,10	-5,8
İSPANYA		2,61	12,29	2,57	12,10	▲ 1,6	2,50	9,81	4,6
İTALYA		2,86	13,47	2,86	13,47	■ 0,0	2,87	11,28	-0,3
SİĞİR KARKAS (R3)									
AB		3,94	18,57	3,96	18,64	▼ -0,4	3,90	15,33	1,1
ABD		3,58	16,88	3,57	16,83	▲ 0,3	4,12	16,20	-13,0
BREZİLYA		2,17	10,24	2,18	10,25	▼ -0,1	2,60	10,24	-16,5
URUGUAY		2,47	11,64	2,46	11,59	▲ 0,4	2,72	10,68	-9,0
AVUSTRALYA		2,97	13,98	2,97	14,00	▼ -0,1	3,77	14,83	-21,3
İNEK KARKAS (O3)									
AB		3,02	14,22	3,00	14,11	▲ 0,8	2,81	11,05	7,4
ABD		2,08	9,78	2,08	9,78	■ 0,0	2,26	8,88	-8,1
FRANSA		3,14	14,79	3,13	14,74	▲ 0,3	3,14	12,34	0,0
ALMANYA		3,23	15,20	3,15	14,82	▲ 2,6	2,89	11,34	11,9
AVUSTRALYA		2,42	11,40	2,43	11,45	▼ -0,4	3,09	12,14	-21,6
KUZU KARKAS									
AB		5,57	26,21	5,46	25,72	▲ 1,9	4,54	17,84	22,6
B.BRİTANYA		5,72	26,94	5,52	26,00	▲ 3,6	4,46	17,53	28,3
İSPANYA		4,75	22,37	4,75	22,37	■ 0,0	4,06	15,96	17,0
Y.ZELANDA		4,17	19,64	4,04	19,03	▲ 3,2	3,46	13,60	20,5
AVUSTRALYA		3,92	18,46	3,88	18,27	▲ 1,0	4,38	17,22	-10,5
PERAKENDE KIYMA FİYATLARI									
ABD (%11-20 yağ oranı)		6,46	30,77	5,87	27,64	▲ 10,2	7,86	31,26	-17,7
İNGİLTERE		8,22	39,13	8,22	38,71	■ 0,0	7,32	29,10	12,3

FİYAT ENDEKSLERİ

