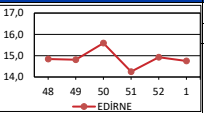
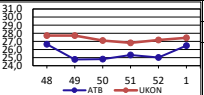
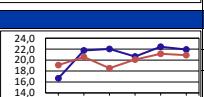
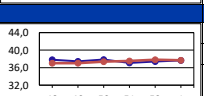
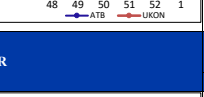
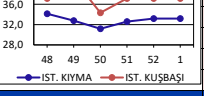



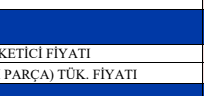



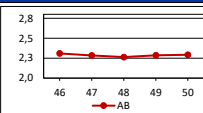
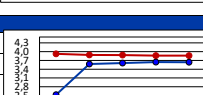
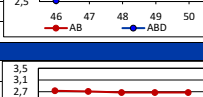
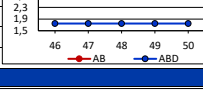
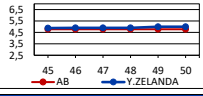



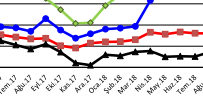
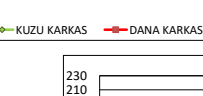
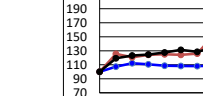



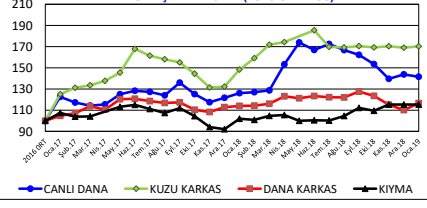
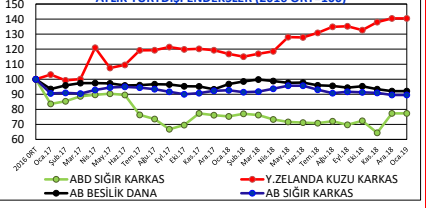


YURT İÇİ	31 Aralık 2018-6 Ocak 2019			24-30 Aralık 2018			% DEĞİŞİM HAFTALIK	1-6 Ocak 2019			% DEĞİŞİM YILLIK	
	Miktar (kg)	TL/KG	€/KG	Miktar (kg)	TL/KG	€/KG		Miktar (kg)	TL/KG	€/KG		
CANLI DANA												
EDİRNE TİC. BOR.		7.610	14,75	2,41	32.686	14,93	2,47	-1,2	-	-	3,25	0,0
DANA KARKAS												
ANKARA TİC. BOR.		12.152	26,47	4,33	10.644	25,02	4,14	▲ 5,8	20.149	26,11	5,76	1,4
ULUSAL KIR. ET KON.			27,44	4,49		27,17	4,49	▲ 1,0		26,53	5,86	3,4
CANLI KUZU												
OT KUZUSU (EDİRNE)		3.199	20,91	3,42	10.058	21,15	3,50	▼ -1,1	3.244	20,82	4,60	0,4
SÜT KUZUSU (EDİRNE)		2.469	21,93		926	22,44		▼ -2,3	2.469	21,93	4,84	0,0
KUZU KARKAS												
ANKARA TİC. BOR.		2.219	37,66	6,16	6.882	37,41	6,18	▲ 0,7	8.629	31,69	6,99	18,8
ULUSAL KIR. ET KON.			37,70	6,17		37,81	6,25	▼ -0,3		32,58	7,19	15,7
PERAKENDE FİYATLAR												
ESK KIYMA			31,00		31,00			■ 0,0		28,75		7,8
İSTANBUL KIYMA			33,18		33,18			■ 0,0		#SAYI/0!		
ANKARA KIYMA			37,77		37,77			■ 0,0		32,97		14,6
ESK KUŞBAŞI			34,00		34,00			■ 0,0		31,00		9,7
İSTANBUL KUŞBAŞI			37,14		37,14			■ 0,0		#SAYI/0!		
ANKARA KUŞBAŞI			41,33		41,33			■ 0,0		35,78		15,5
YEM FİYATLARI												
BESİ YEMİ*			1,367		1,356			▲ 0,8		1,041		31,3
SÜT YEMİ*			1,482		1,482			■ 0,0		1,073		38,2
YONCA			0,862		0,859			▲ 0,4		0,903		-4,5
KORUNGA			0,709		0,712			▼ -0,5		0,860		-17,6
SİLAJLIK MISIR			0,345		0,341			▲ 1,0		0,331		4,0
SAMAN			0,546		0,538			▲ 1,4		0,681		-19,9
ARPA			1,048		1,030			▲ 1,7		0,961		9,1
YEMLİK BUĞDAY			1,035		1,024			▲ 1,1		0,910		13,7
MISIR			0,999		0,993			▲ 0,7		0,806		24,0
GİRDİ FİYATLARI												
MOTORİN-V/Max EuroProdizel 10 (TL/LT)		Ara.18		Kas.18					Ara.17			
GÜBRE (DAP) (TL/kg)			5,942		6,324			▼ -6,0		5,100		16,5
GÜBRE (ÜRE) (TL/kg)			2,862		3,022			▼ -5,3		1,632		75,4
			2,116		2,146			▼ -1,4		1,311		61,4
TÜKETİCİ FİYATLARI												
DANA ETİ (KUŞBAŞI) TÜKETİCİ FİYATI		Ara.18		Kas.18					Ara.17			
			44,33		44,29			▲ 0,1		40,76		8,8
KUZU ETİ (BUT-KEMİKLİ PARÇA) TÜK. FİYATI			49,65		49,62			▲ 0,1		39,64		25,2
TCMB ORTALAMA DÖVİZ KURU												
€/TL		Ara.18		Kas.18					Ara.17			
			6,05		6,12			▼ -1,1		4,56		32,6

KAYNAKLAR: TİCARET BORSALARI, UKON, GKG, BÜGEM, CTHB ANKARA İL MÜD., TARIM KREDİ KOOP. MER.BİRLİĞİ, TÜİK, TMO, PO
*Toplan satış fiyatlarına ambalaj gideri, bayi payı eklenmiştir.

YURT DIŞI	24-30 Aralık 2018		17-23 Aralık 2018		% DEĞİŞİM HAFTALIK	25-31 Aralık 2017		% DEĞİŞİM YILLIK	
	€/KG	TL/KG	€/KG	TL/KG		€/KG	TL/KG		
BESİLİK DANA									
AB		2,29	13,94	2,286	13,90	▲ 0,3	2,31	10,55	-0,9
FRANSA		2,64	16,05	2,64	16,05	■ 0,0	2,59	11,81	1,9
ALMANYA		1,95	11,86	1,95	11,86	■ 0,0	1,95	8,89	0,0
B.KRALLIK		1,78	10,82	1,77	10,79	▲ 0,3	2,03	9,27	-12,4
İSPANYA		2,62	15,93	2,62	15,93	■ 0,0	2,40	10,94	9,2
İTALYA		2,86	17,39	2,87	17,45	▼ -0,3	2,82	12,86	1,4
SİĞİR KARKAS (R3)									
AB		3,86	23,49	3,86	23,49	■ 0,0	4,05	18,47	-4,6
ABD		3,64	22,13	3,64	22,15	▼ -0,1	3,53	16,11	3,0
BREZİLYA		2,08	12,67	2,08	12,67	■ 0,0	2,29	10,44	-9,0
URUGUAY		2,78	16,91	2,78	16,91	■ 0,0	2,39	10,91	16,2
AVUSTRALYA		3,22	19,60	3,22	19,60	■ 0,0	3,09	14,09	4,3
İNEK KARKAS (O3)									
AB		2,67	16,25	2,67	16,25	■ 0,0	2,92	13,30	-8,4
ABD		1,75	10,62	1,75	10,62	■ 0,0	1,75	7,98	-0,3
FRANSA		3,03	18,42	3,03	18,42	■ 0,0	3,05	13,91	-0,7
ALMANYA		2,48	15,06	2,48	15,06	■ 0,0	3,03	13,82	-18,3
AVUSTRALYA		2,44	14,84	2,44	14,84	■ 0,0	2,59	11,81	-5,7
KUZU KARKAS									
AB		4,77	29,03	4,77	29,03	■ 0,0	4,95	22,56	-3,5
B.BRİTANYA		4,49	27,30	4,49	27,30	■ 0,0	4,50	20,52	-0,2
İSPANYA		5,32	32,35	5,32	32,35	■ 0,0	5,80	26,45	-8,3
Y.ZELANDA		5,00	30,40	5,00	30,40	■ 0,0	4,22	19,24	18,5
AVUSTRALYA		4,43	26,93	4,43	26,93	■ 0,0	3,97	18,10	11,6
PERAKENDE KIYMA FİYATLARI									
ABD (%11-20 yağ oranı)		6,66	40,31	6,53	39,68	▲ 2,1	6,39	29,03	4,2
İNGİLTERE		8,78	53,09	8,89	54,05	▼ -1,3	7,02	31,89	24,9
FİYAT ENDEKSLERİ									
AYLIK YURTİÇİ ENDEKSLER (2016 ORT=100)									
AYLIK YURTDIŞI ENDEKSLER (2016 ORT=100)									
YEM FİYAT ENDEKSLERİ (2016=100)	